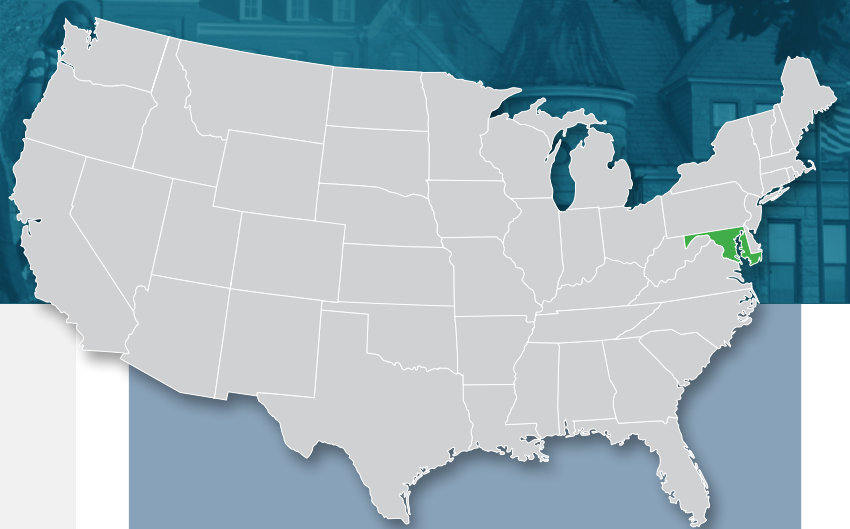


MARYLAND



The positive educational and economic impact of Maryland's HBCUs is large and lasting. The numbers (based on 2016 data) tell the story.

KEY STATS:

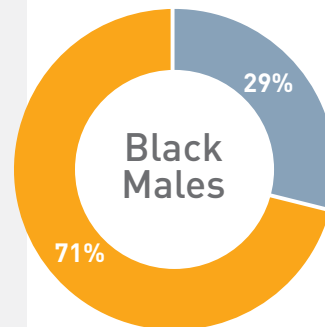
- HBCUs comprise **13%** of the four-year institutions in the state
- Enroll **32%** of all black undergraduates at public and private four-year institutions
- Award **32%** of all bachelor's degrees earned by black students

FOUR-YEAR HBCUs IN MARYLAND

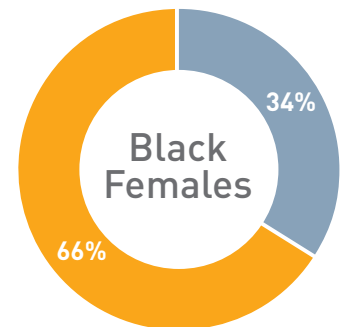
- Bowie State University
- Coppin State University
- Morgan State University
- University of Maryland Eastern Shore

ENROLLMENT:

- **13,349**: Total number of black undergraduates enrolled at an HBCU in the state
- **29%**: Percentage of black male undergraduates enrolled at a four-year HBCU in Maryland
- **34%**: Percentage of black female undergraduates enrolled at a four-year HBCU in Maryland



■ HBCU Students
■ Non-HBCU Students



■ HBCU Students
■ Non-HBCU Students

ECONOMIC IMPACT*:

- Total economic impact: Maryland's four HBCUs generate **\$1 billion** in total economic impact.
- Total employment impact: Maryland's four HBCUs generate **9,327 jobs** for their local and regional economy.
- Total lifetime earnings for graduates: The **3,536** Maryland HBCU graduates in 2014 can expect total earnings of **\$9.5 billion** over their lifetimes.

*The source of HBCU economic impact data in this report is Humphreys, J. (2017). *HBCUs Make America Strong: The Positive Economic Impact of Historically Black Colleges and Universities*. Washington, DC: UNCF Frederick D. Patterson Institute.